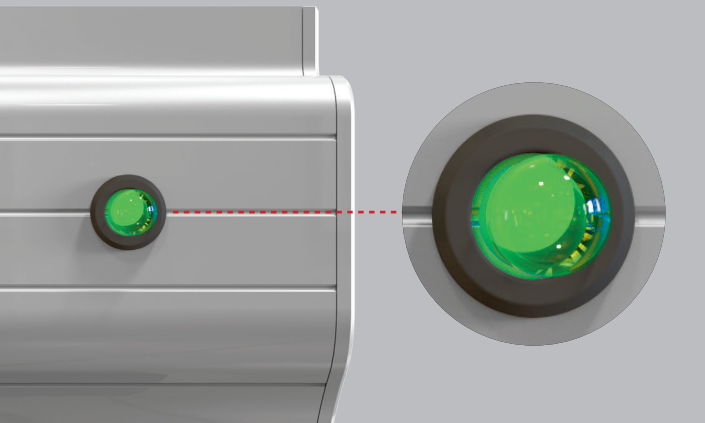


Simple Self-Test



- The self test unit inside this product is designed to test the fitting in accordance with current legislation **BS EN 62034:2012**.
- When the unit is first installed the fitting will randomly select a test date of between 200 and 365 days.
- Once this date is set it will continue to test at the same time every year for a full 3 hour test.
- Once the product has been on charge for 24 hours, the luminaire will illuminate for 5 seconds for test purposes.
- Every 30 days the installation will be tested for 10 minutes.
- The luminaire will show a constant green LED in normal condition.

Test Mode

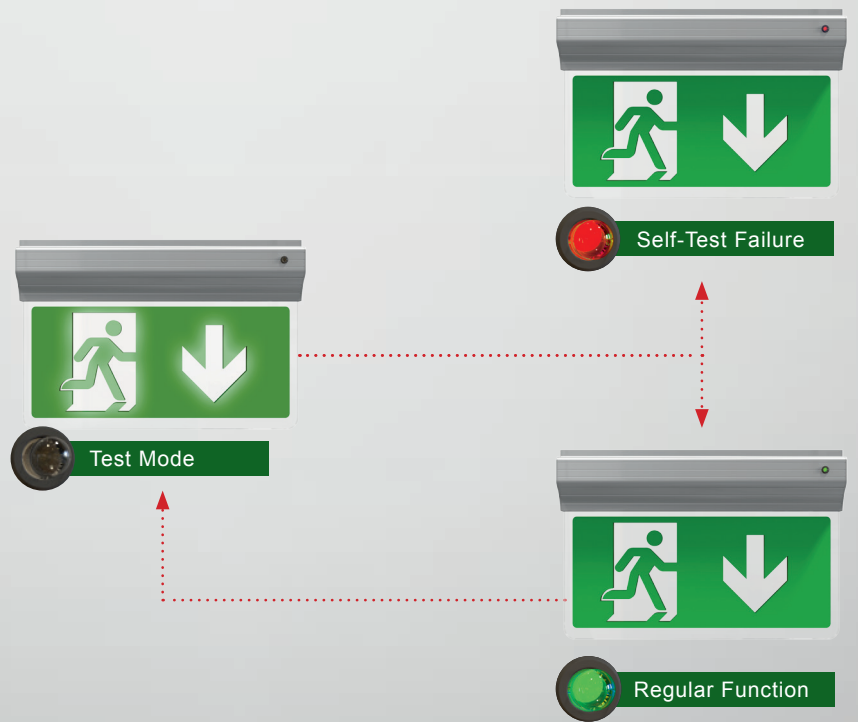
The luminaire will illuminate during test conditions

Regular Function

The luminaire will show a constant green LED in normal conditions

Self-Test Failure


The luminaire will show a red light to indicate the failure (please see below for full diagnosis)




(Constant green LED)



(Constant red LED)



(Slow flashing red LED)



(Quick flashing red LED)

Normal Operation

The luminaire will show a constant green LED in normal conditions

Battery Failure

If there is a failure of the battery such that it becomes disconnected then there will be a continuous red LED

System Failure

If the system fails the 10 minute / 3 hour duration test then the red LED will flash slowly

Lamp / LED Failure

If the lamp / LED's fail the red light will flash quickly